
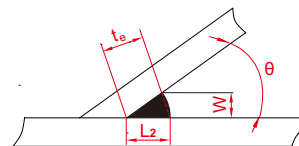



FILLET WELDING GAGE

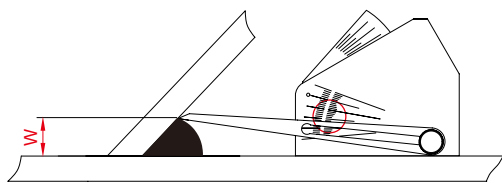


4846-1

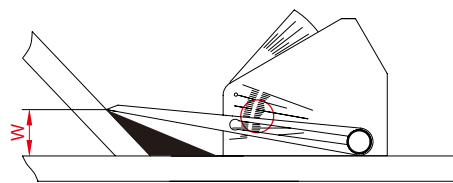
calculating card (included)



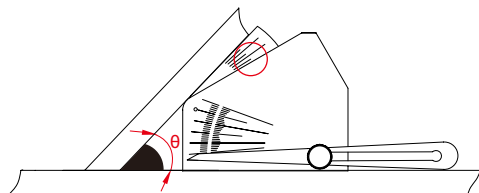
measure weld seam height W and angle θ ,
calculate theoretical throat size t_0 and leg height L_2
according to W and θ .



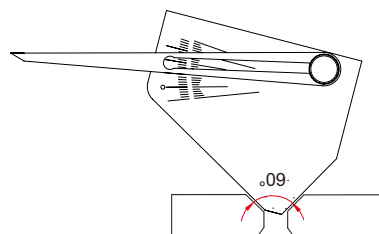
weld seam height of acute angle



weld seam height of obtuse angle



angle



angle of preparation

- Calculating card is included
- Made of stainless steel

Code	Measurement	Range	Graduation	Accuracy
4846-1	weld seam height W	0 - 50mm / 0-2"	2mm/.050"	± 1 mm
	angle θ	30° - 90°	2.5°	$\pm 1^\circ$
	60° angle	—	—	$\pm 0.5^\circ$

