



DATA
OUTPUT

UNIVERSAL CALIPERS



1125-600

- Non waterproof
- Buttons: on/off, set, mm/inch, ABS, preset (+, -)
- Automatic power off, move the digital unit to turn on power
- Battery CR2032
- Made of stainless steel

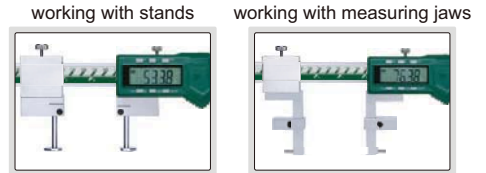
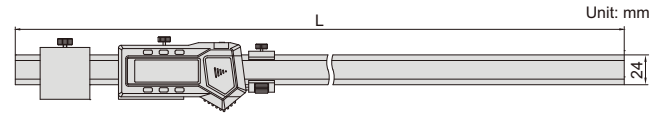
With data interface
(data output cable code 7315-22, 7302-22, optional)

Code	Range *	Resolution	Accuracy	L
1125-600	0-600mm/0-24"	0.01mm/0.0005"	±0.05mm	778mm
1125-1000	0-1000mm/0-40"	0.01mm/0.0005"	±0.07mm	1205mm

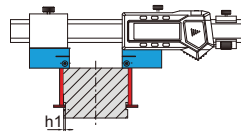
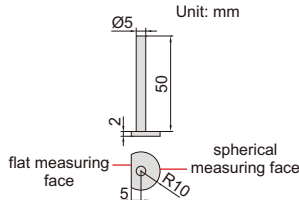
Built-in wireless (receiver code 7315-2/3/6/7/8/9 is required)

Code	Range *	Resolution	Accuracy	L
1125-600WL	0-600mm/0-24"	0.01mm/0.0005"	±0.05mm	778mm
1125-1000WL	0-1000mm/0-40"	0.01mm/0.0005"	±0.07mm	1205mm

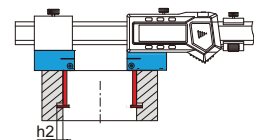
*The range changes according to different points



Half disk points (included)



measuring external groove diameter with flat measuring face (depth $h1 \leq 2.5\text{mm}$)

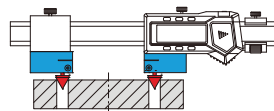
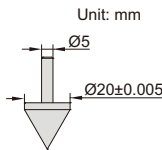


measuring internal groove diameter with spherical measuring face (depth $h2 \leq 7.5\text{mm}$)

Conical points (optional)



Code
1125-T101

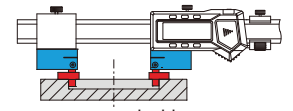
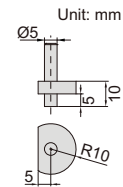


measuring center distance

Round shoulder points (optional)



Code
1125-T102

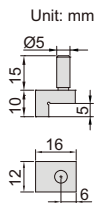


measure inside diameter of shallow hole

Flat shoulder points (optional)

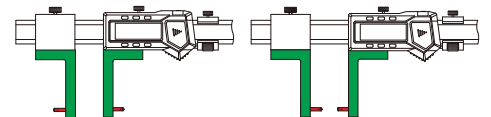
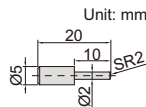


Code
1125-T103



measure outside diameter of low boss

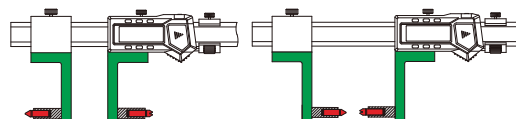
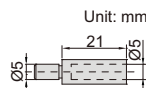
Spherical points (included)



Point sleeve (optional)

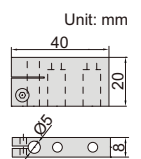
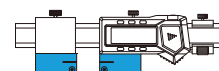


Code
1125-T104

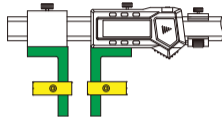
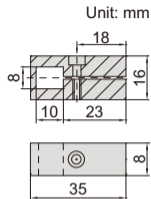


working with multifunctional points, ball points and screw thread points

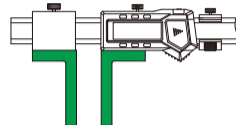
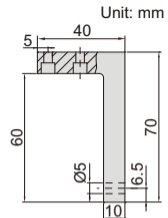
Stands (included)



Depth stop (included)



Measuring jaws (included)



Multifunctional points 7392* (optional,0)



* It is necessary to use point sleeve (code 1125-T104) for these points

Ball points 7391* (optional,0)



Screw thread points 7381*, 7321* (optional,0)

